

Müller-BBM GmbH
Helmut-A.-Müller-Straße 1 - 5
82152 Planegg bei München

Telephone +49(89)85602 0
Telefax +49(89)85602 111

www.MuellerBBM.de

M. Eng. Philipp Meistring
Telephone +49(89)85602 228
Philipp.Meistring@mbbm.com

2021-06-24
M141038/12 Version 1 MSG/MOL

Curtain Fabric Type Tune by AB Ludvig Svensson

**Measurement of sound absorption
in a reverberation room
according to DIN EN ISO 354**

Report No. M141038/12

| | |
|-------------------------------|--|
| Client: | AB Ludvig Svensson Bangatan 8 51182 Kinna SWEDEN |
| Consultant: | M. Eng. Philipp Meistring |
| Report date: | 2021-06-24 |
| Delivery date of test object: | 2021-05-27 |
| Date of test: | 2021-06-23/24 |
| Total number of pages: | In total 17 pages, thereof 7 pages text 4 pages Appendix A 2 pages Appendix B 4 pages Appendix C |

Müller-BBM GmbH
HRB Munich 86143
VAT Reg. No. DE812167190

Managing directors:
Joachim Bittner, Walter Grotz,
Dr. Carl-Christian Hantschk,
Dr. Alexander Ropertz,
Stefan Schierer, Elmar Schröder

Table of contents

| | | |
|----------|--------------------------------------|----------|
| 1 | Task | 3 |
| 2 | Basis | 3 |
| 3 | Test object and test assembly | 4 |
| 3.1 | Test object | 4 |
| 3.2 | Test assembly | 4 |
| 4 | Execution of the measurements | 5 |
| 5 | Evaluation | 6 |
| 6 | Measurement results | 6 |
| 7 | Remarks | 7 |

Appendix A: Test certificates

Appendix B: Photographs

Appendix C: Description of test method,
test facility and test equipment

1 Task

On behalf of the company AB Ludvig Svensson, 51182 Kinna, Sweden, the sound absorption of the fabric type Tune had to be measured according to DIN EN ISO 354 [1] in the reverberation room. The fabric was tested as a flat and a pleated hanging curtain, each with a distance of 100 mm and 150 mm to the reflective wall.

The results are to be evaluated according to DIN EN ISO 11654 [2] and ASTM C 423-17 [3].

2 Basis

This test report is based on the following documents:

- [1] DIN EN ISO 354: Acoustics - Measurement of sound absorption in a reverberation room (ISO 354:2003); German version EN ISO 354:2003. 2003-12
- [2] DIN EN ISO 11654: Acoustics - Sound absorbers for use in buildings - Rating of sound absorption (ISO 11654:1997); German version EN ISO 11654:1997. 1997-07
- [3] ASTM C 423-17: Standard Test Method for Sound Absorption and Sound Absorption Coefficients by the Reverberation Room Method. Revision: 17. 2017-02.
- [4] ISO 9613-1: Acoustics; Attenuation of sound during propagation outdoors; part 1: calculation of the absorption of sound by the atmosphere. 1993-06
- [5] DIN EN ISO 12999-2: Acoustics – Determination and application of measurement uncertainties in building acoustics – Part 2: Sound absorption (ISO 12999-2:2020); German version EN ISO 12999-2:2020. 2020-11
- [6] DIN EN ISO 9053-1: Acoustics –Determination of airflow resistance – Part 1: Static airflow method (ISO 9053-1:2018); German version EN ISO 9053-1:2018. March 2019
- [7] DIN EN ISO 5084: Textiles — Determination of thickness of textiles and textile products (ISO 5084:1996); German Version EN ISO 5084: 1996. October 1996

3 Test object and test assembly

3.1 Test object

The tested material is described by the manufacturer as follows:

- manufacturer AB Ludvig Svensson
- type Tune
- material 100 % Trevira CS

The testing laboratory has measured as follows at one sample 210 mm x 297 mm from testing material:

- thickness acc. to DIN EN ISO 5084 [7]
(3 positions, pressure 1.00 kPa, pressure-foot 2,000 mm²): $t = 0.83$ mm
- area specific mass: $m'' = 374$ g/m²
- airflow resistance acc. to DIN EN ISO 9053-1 [6]: $R_s = 902$ Pa s/m

3.2 Test assembly

The installation of the test objects was carried out by employees of the test laboratory at the reverberation room of Müller-BBM. The test object was installed as a flat and a pleated hanging curtain, each with a distance to the reflective wall of 100 mm and 150 mm.

The mounting details for the tested arrangements are as follows:

- construction without enclosing frame
- fixed directly underneath the ceiling, suspended from a metal rail, height 90 mm (60 mm overlap of the curtain at the rail)

a) flat hanging curtain (100 mm distance to reflective wall)

- mounting type G-100 according to DIN EN ISO 354 [1] section 6.2.1 and appendix B.5 of DIN EN ISO 354 [1]
- factory-made ready-for-use curtain 3.50 m x 3.00 m, with 6 cm curtain tape at the upper edge
- total dimensions of the test surface (starting at the lower border of the metal rail): width x height = 3.50 m x 2.94 m
- total test surface $S = 10.29$ m²

- b) flat hanging curtain (150 mm distance to reflective wall)
- mounting type G-150 according to DIN EN ISO 354 [1] section 6.2.1 and appendix B.5 of DIN EN ISO 354 [1]
 - factory-made ready-for-use curtain 3.50 m x 3.00 m, with 6 cm curtain tape at the upper edge
 - total dimensions of the test surface (starting at the lower border of the metal rail): width x height = 3.50 m x 2.94 m
 - total test surface $S = 10.29 \text{ m}^2$
- c) pleated curtain (100 mm distance to reflective wall)
- pleated with 100 % fullness
 - factory-made ready-for-use curtain width x height = 6.96 m x 3.00 m, with 6 cm curtain tape at the upper edge
 - total dimensions of the test surface (starting at the lower border of the metal rail): width x height = 3.48 m x 2.94 m
 - total test surface $S = 10.23 \text{ m}^2$
- d) pleated curtain (150 mm distance to reflective wall)
- pleated with 100 % fullness
 - factory-made ready-for-use curtain width x height = 6.96 m x 3.00 m, with 6 cm curtain tape at the upper edge
 - total dimensions of the test surface (starting at the lower border of the metal rail): width x height = 3.48 m x 2.94 m
 - total test surface $S = 10.23 \text{ m}^2$

The photographs in Appendix B show details of the test arrangements.

4 Execution of the measurements

The measurements of sound absorption in the reverberation room were executed and evaluated according to DIN EN ISO 354 [1].

The test method, the test facility and the test equipment used for the measurements are described in Appendix C.

5 Evaluation

The sound absorption coefficient α_s was determined in one third-octave bands between 100 Hz and 5000 Hz according to DIN EN ISO 354 [1].

In addition to the sound absorption coefficients the following characteristic values were determined according to DIN EN ISO 11654 [2].

- Practical sound absorption coefficient α_p in octave bands
- Weighted sound absorption coefficient α_w as single value

The weighted sound absorption coefficient α_w is determined from the practical sound absorption coefficients α_p in the octave bands of 250 Hz to 4000 Hz.

According to ASTM C 423-17 [3] the following characteristic values were determined:

- Noise reduction coefficient *NRC* as single value

Arithmetical mean value of the sound absorption coefficients in the four one-third octave bands 250 Hz, 500 Hz, 1000 Hz and 2000 Hz; mean value rounded to 0.05.

- Sound absorption average *SAA* as single value

Arithmetical mean value of the sound absorption coefficients in the twelve one-third octave bands between 250 Hz and 2500 Hz; mean value rounded to 0.01.

6 Measurement results

The sound absorption coefficients α_s in one third-octave bands, the practical sound absorption coefficients α_p in octave bands and the single values α_w , *NRC* and *SAA* are indicated in the test certificate in Appendix A.

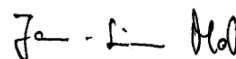
Information on the measurement uncertainties (repeatability and reproducibility) are given in Appendix C. Measurement uncertainties were not considered for attribution of the class of sound absorption according to DIN EN ISO 11654 [2].

7 Remarks

The test results exclusively relate to the investigated subjects and conditions described.



M. Eng. Philipp Meistring
(Project Manager)



Jan-Lieven Moll
(Responsible)

This test report may only be published, shown or copied as a whole, including its appendices. The publishing of excerpts is only possible with prior consent of Müller-BBM.



Testing laboratory accredited by DAkkS according to DIN EN ISO/IEC 17025:2018.
The accreditation is valid only for the scope listed in the annex of the accreditation certificate.

Sound absorption coefficient ISO 354

Measurement of sound absorption in reverberation rooms

Client: AB Ludvig Svensson
51182 Kinna, Sweden

Test specimen: Fabric Tune
flat curtain, 100 mm wall distance

Curtain fabric:
Information provided by the client

- designation Tune
 - material 100 % Trevira CS
- Properties determined by the testing laboratory
(determined at one sample from test material dim. 210 mm x 297 mm)*
- area specific mass $m'' = 374 \text{ g/m}^2$
 - airflow resistance $R_S = 902 \text{ Pa s/m}$
 - thickness $t = 0.83 \text{ mm}$

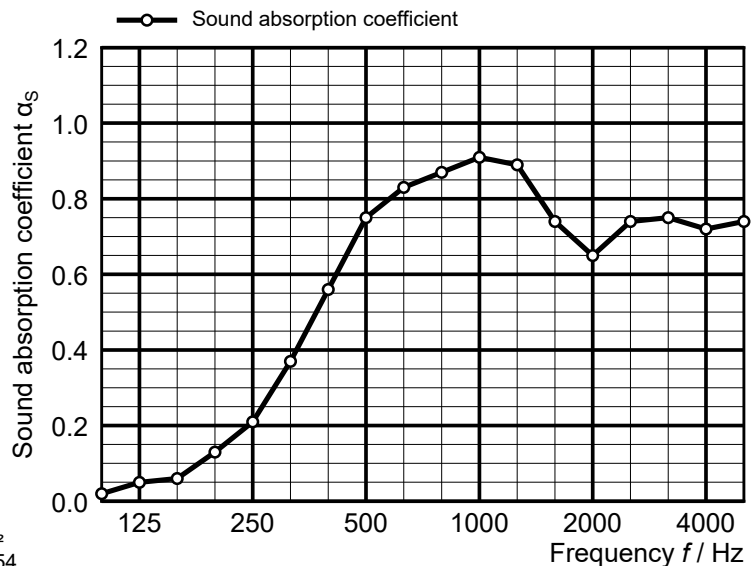
Test arrangement:

- type G-100 mounting acc. to DIN EN ISO 354
- arranged as a flat curtain hanging in front of a reflecting wall
- fixed directly underneath the ceiling of the reverberation room, suspended from a metal rail (height 90 mm, overlap 60 mm), distance to the back wall 100 mm
- test arrangement without enclosing frame
- factory-made ready-for-use curtain splice width x height = 3500 mm x 3000 mm, 6 cm curtain tape at the upper edge
- test surface width x height = 3.50 m x 2.94 m (starting at the lower edge of the metal rail)

Room: E
Volume: 199.60 m³
Size: 10.29 m²
Date of test: 2021-06-24

| | θ [°C] | r. h. [%] | B [kPa] |
|------------------|---------------|-----------|---------|
| without specimen | 24.8 | 54.0 | 95.2 |
| with specimen | 25.0 | 53.7 | 95.2 |

| Frequency [Hz] | α_s 1/3 octave | α_p octave |
|----------------|-----------------------|-------------------|
| 100 | 0.02 | |
| 125 | 0.05 | 0.05 |
| 160 | 0.06 | |
| 200 | 0.13 | |
| 250 | 0.21 | 0.25 |
| 315 | 0.37 | |
| 400 | 0.56 | |
| 500 | 0.75 | 0.70 |
| 630 | 0.83 | |
| 800 | 0.87 | |
| 1000 | 0.91 | 0.90 |
| 1250 | 0.89 | |
| 1600 | 0.74 | |
| 2000 | 0.65 | 0.70 |
| 2500 | 0.74 | |
| 3150 | 0.75 | |
| 4000 | 0.72 | 0.75 |
| 5000 | 0.74 | |



◦ Equivalent sound absorption area less than 1.0 m²
 α_s Sound absorption coefficient according to ISO 354
 α_p Practical sound absorption coefficient according to ISO 11654

Rating according to ISO 11654:
Weighted sound absorption coefficient
 $\alpha_w = 0.55$ (MH)
Sound absorption class: D

Rating according to ASTM C423:
Noise Reduction Coefficient NRC = 0.65
Sound Absorption Average SAA = 0.64

Sound absorption coefficient ISO 354

Measurement of sound absorption in reverberation rooms

Client: AB Ludvig Svensson
51182 Kinna, Sweden

Test specimen: Fabric Tune
flat curtain, 150 mm wall distance

Curtain fabric:
Information provided by the client

- designation Tune
 - material 100 % Trevira CS
- Properties determined by the testing laboratory
(determined at one sample from test material dim. 210 mm x 297 mm)*
- area specific mass $m'' = 374 \text{ g/m}^2$
 - airflow resistance $R_S = 902 \text{ Pa s/m}$
 - thickness $t = 0.83 \text{ mm}$

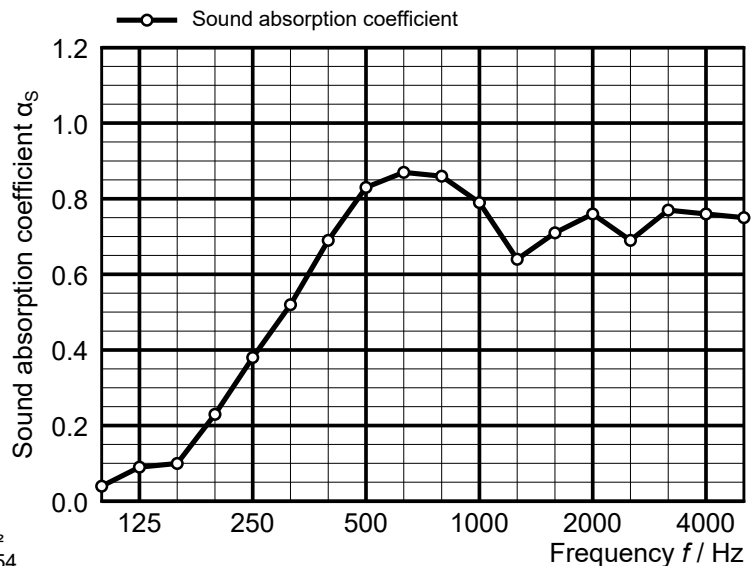
Test arrangement:

- type G-150 mounting acc. to DIN EN ISO 354
- arranged as a flat curtain hanging in front of a reflecting wall
- fixed directly underneath the ceiling of the reverberation room, suspended from a metal rail (height 90 mm, overlap 60 mm), distance to the back wall 150 mm
- test arrangement without enclosing frame
- factory-made ready-for-use curtain splice width x height = 3500 mm x 3000 mm, 6 cm curtain tape at the upper edge
- test surface width x height = 3.50 m x 2.94 m (starting at the lower edge of the metal rail)

Room: E
Volume: 199.60 m³
Size: 10.29 m²
Date of test: 2021-06-24

| | θ [°C] | r. h. [%] | B [kPa] |
|------------------|---------------|-----------|---------|
| without specimen | 24.8 | 54.0 | 95.2 |
| with specimen | 25.0 | 54.8 | 95.2 |

| Frequency [Hz] | α_s 1/3 octave | α_p octave |
|----------------|-----------------------|-------------------|
| 100 | 0.04 | |
| 125 | 0.09 | 0.10 |
| 160 | 0.10 | |
| 200 | 0.23 | |
| 250 | 0.38 | 0.40 |
| 315 | 0.52 | |
| 400 | 0.69 | |
| 500 | 0.83 | 0.80 |
| 630 | 0.87 | |
| 800 | 0.86 | |
| 1000 | 0.79 | 0.75 |
| 1250 | 0.64 | |
| 1600 | 0.71 | |
| 2000 | 0.76 | 0.70 |
| 2500 | 0.69 | |
| 3150 | 0.77 | |
| 4000 | 0.76 | 0.75 |
| 5000 | 0.75 | |



◦ Equivalent sound absorption area less than 1.0 m²
 α_s Sound absorption coefficient according to ISO 354
 α_p Practical sound absorption coefficient according to ISO 11654

Rating according to ISO 11654:
Weighted sound absorption coefficient
 $\alpha_w = 0.70$
Sound absorption class: C

Rating according to ASTM C423:
Noise Reduction Coefficient NRC = 0.70
Sound Absorption Average SAA = 0.66

Sound absorption coefficient ISO 354

Measurement of sound absorption in reverberation rooms

Client: AB Ludvig Svensson
51182 Kinna, Sweden

Test specimen: Fabric Tune
pleated curtain with 100 % fullness, 100 mm wall distance

Curtain fabric:
Information provided by the client

- designation Tune
 - material 100 % Trevira CS
- Properties determined by the testing laboratory
(determined at one sample from test material dim. 210 mm x 297 mm)*
- area specific mass $m'' = 374 \text{ g/m}^2$
 - airflow resistance $R_S = 902 \text{ Pa s/m}$
 - thickness $t = 0.83 \text{ mm}$

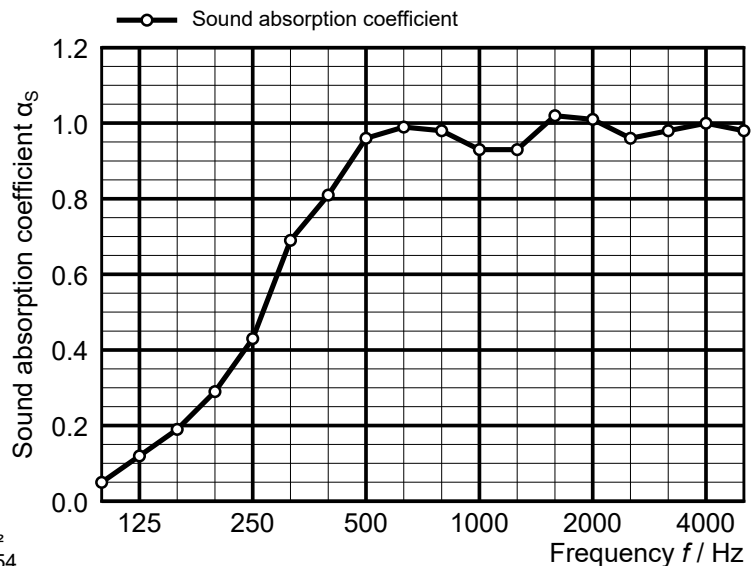
Test arrangement:

- style of type G-100 mounting acc. to DIN EN ISO 354
- arranged as a pleated curtain with 100 % fullness hanging in front of a reflecting wall
- fixed directly underneath the ceiling of the reverberation room, suspended from a metal rail (height 90 mm, overlap 60 mm), distance to the back wall 100 mm
- test arrangement without enclosing frame
- factory-made ready-for-use curtain splice width x height = 6960 mm x 3000 mm, 6 cm curtain tape at the upper edge
- test surface width x height = 3.48 m x 2.94 m (starting at the lower edge of the metal rail)

Room: E
Volume: 199.60 m³
Size: 10.23 m²
Date of test: 2021-06-24

| | θ [°C] | $r. h.$ [%] | B [kPa] |
|------------------|---------------|-------------|-----------|
| without specimen | 24.8 | 54.0 | 95.2 |
| with specimen | 24.9 | 54.2 | 95.2 |

| Frequency [Hz] | α_s 1/3 octave | α_p octave |
|----------------|-----------------------|-------------------|
| 100 | 0.05 | |
| 125 | 0.12 | 0.10 |
| 160 | 0.19 | |
| 200 | 0.29 | |
| 250 | 0.43 | 0.45 |
| 315 | 0.69 | |
| 400 | 0.81 | |
| 500 | 0.96 | 0.90 |
| 630 | 0.99 | |
| 800 | 0.98 | |
| 1000 | 0.93 | 0.95 |
| 1250 | 0.93 | |
| 1600 | 1.02 | |
| 2000 | 1.01 | 1.00 |
| 2500 | 0.96 | |
| 3150 | 0.98 | |
| 4000 | 1.00 | 1.00 |
| 5000 | 0.98 | |



◦ Equivalent sound absorption area less than 1.0 m²
 α_s Sound absorption coefficient according to ISO 354
 α_p Practical sound absorption coefficient according to ISO 11654

| | |
|--|--|
| <p>Rating according to ISO 11654: Weighted sound absorption coefficient $\alpha_w = 0.75 (H)$ Sound absorption class: C</p> | <p>Rating according to ASTM C423: Noise Reduction Coefficient NRC = 0.85 Sound Absorption Average SAA = 0.83</p> |
|--|--|

Sound absorption coefficient ISO 354

Measurement of sound absorption in reverberation rooms

Client: AB Ludvig Svensson
51182 Kinna, Sweden

Test specimen: Fabric Tune
pleated curtain with 100 % fullness, 150 mm wall distance

Curtain fabric:
Information provided by the client

- designation Tune
 - material 100 % Trevira CS
- Properties determined by the testing laboratory
(determined at one sample from test material dim. 210 mm x 297 mm)*
- area specific mass $m'' = 374 \text{ g/m}^2$
 - airflow resistance $R_S = 902 \text{ Pa s/m}$
 - thickness $t = 0.83 \text{ mm}$

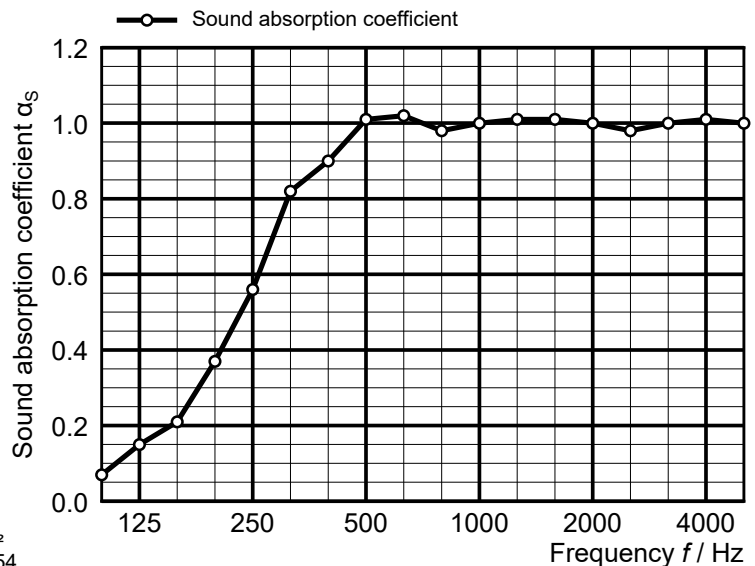
Test arrangement:

- style of type G-150 mounting acc. to DIN EN ISO 354
- arranged as a pleated curtain with 100 % fullness hanging in front of a reflecting wall
- fixed directly underneath the ceiling of the reverberation room, suspended from a metal rail (height 90 mm, overlap 60 mm), distance to the back wall 150 mm
- test arrangement without enclosing frame
- factory-made ready-for-use curtain splice width x height = 6960 mm x 3000 mm, 6 cm curtain tape at the upper edge
- test surface width x height = 3.48 m x 2.94 m (starting at the lower edge of the metal rail)

Room: E
Volume: 199.60 m³
Size: 10.23 m²
Date of test: 2021-06-23

| | θ [°C] | r. h. [%] | B [kPa] |
|------------------|---------------|-----------|---------|
| without specimen | 24.8 | 54.0 | 95.2 |
| with specimen | 25.3 | 54.7 | 95.2 |

| Frequency [Hz] | α_s 1/3 octave | α_p octave |
|----------------|-----------------------|-------------------|
| 100 | 0.07 | |
| 125 | 0.15 | 0.15 |
| 160 | 0.21 | |
| 200 | 0.37 | 0.60 |
| 250 | 0.56 | |
| 315 | 0.82 | |
| 400 | 0.90 | 1.00 |
| 500 | 1.01 | |
| 630 | 1.02 | |
| 800 | 0.98 | 1.00 |
| 1000 | 1.00 | |
| 1250 | 1.01 | |
| 1600 | 1.01 | 1.00 |
| 2000 | 1.00 | |
| 2500 | 0.98 | |
| 3150 | 1.00 | 1.00 |
| 4000 | 1.01 | |
| 5000 | 1.00 | |



◦ Equivalent sound absorption area less than 1.0 m²
 α_s Sound absorption coefficient according to ISO 354
 α_p Practical sound absorption coefficient according to ISO 11654

| | |
|---|--|
| <p>Rating according to ISO 11654: Weighted sound absorption coefficient $\alpha_w = 0.90$ Sound absorption class: A</p> | <p>Rating according to ASTM C423: Noise Reduction Coefficient NRC = 0.90 Sound Absorption Average SAA = 0.89</p> |
|---|--|

**Fabric Type Tune,
Manufacturer AB Ludvig Svensson**



Figure B.1. Flat hanging curtain: test object mounted in the reverberation room, frontal view.



Figure B.2. Flat hanging curtain: test object mounted in the reverberation room, diagonal view.

S:\MIPro\141M141038M141038_12_PBE_1E.DOCX : 25.06.2021

**Fabric Type Tune,
Manufacturer AB Ludvig Svensson**




Figure B.3. Pleated curtain: test object mounted in the reverberation room, frontal view.



Figure B.4. Pleated curtain: test object mounted in the reverberation room, diagonal view.

S:\MIProj\141M141038M141038_12_PBE_1E.DOCX : 25.06.2021

Description of the test procedure for the determination of the sound absorption in a reverberation room

1 Measurand

The sound absorption coefficient α of the test object was determined. For this purpose the mean value of the reverberation time in the reverberation room with and without the test object was measured. The sound absorption coefficient was calculated using the following equation:

$$\alpha_S = \frac{A_T}{S}$$

$$A_T = 55.3 V \left(\frac{1}{c_2 T_2} - \frac{1}{c_1 T_1} \right) - 4 V (m_2 - m_1)$$

With:

- α_S sound absorption coefficient;
- A_T equivalent sound absorption area of the test object in m^2 ;
- S area covered by the test object in m^2 ;
- V volume of the reverberation room in m^3 ;
- c_1 propagation speed of sound in air in the reverberation room without test object in m/s;
- c_2 propagation speed of sound in air in the reverberation room with test object in m/s;
- T_1 reverberation time in the reverberation room without test object in s;
- T_2 reverberation time in the reverberation room with test object in s;
- m_1 power attenuation coefficient in the reverberation room without test object in m^{-1} ;
- m_2 power attenuation coefficient in the reverberation room with test object in m^{-1} .

The different dissipation during the sound propagation in the air was taken into account according to paragraph 8.1.2 of DIN EN ISO 354 [1]. The calculation of the power attenuation coefficients was effected according to ISO 9613-1 [4]. The climatic conditions during the measurements are indicated in the test certificates.

Information on the repeatability and reproducibility of the test procedure are given in DIN EN ISO 354 [1] and DIN EN ISO 12999-2 [5]. In [5] for the single-number α_w a standard deviation of reproducibility of $\sigma_R = 0.035$ is indicated. This value was determined from reproducibility data of the test method based on round robin tests and describes the reproducibility of test results that was determined in test laboratories for similar constructions. An aspired confidence level of 95 % results in a coverage factor of $k = 2.0$ and an expanded uncertainty of $U = \pm 0.07$ for the weighted sound absorption coefficient α_w .

2 Test procedure

2.1 Description of the reverberation room

The reverberation room complies with the requirements according to DIN EN ISO 354 [1].

The reverberation room has a volume of $V = 199.6 \text{ m}^3$ and a surface of $S = 216 \text{ m}^2$.

Six omni-directional microphones and four loudspeakers were installed in the reverberation room.

In order to improve the diffusivity, six composite sheet metal boards dimensioned 1.2 m x 2.4 m and six composite sheet metal boards dimensioned 1.2 m x 1.2 m were suspended curved and irregularly.

Figure C.1 shows the drawings of the reverberation room.

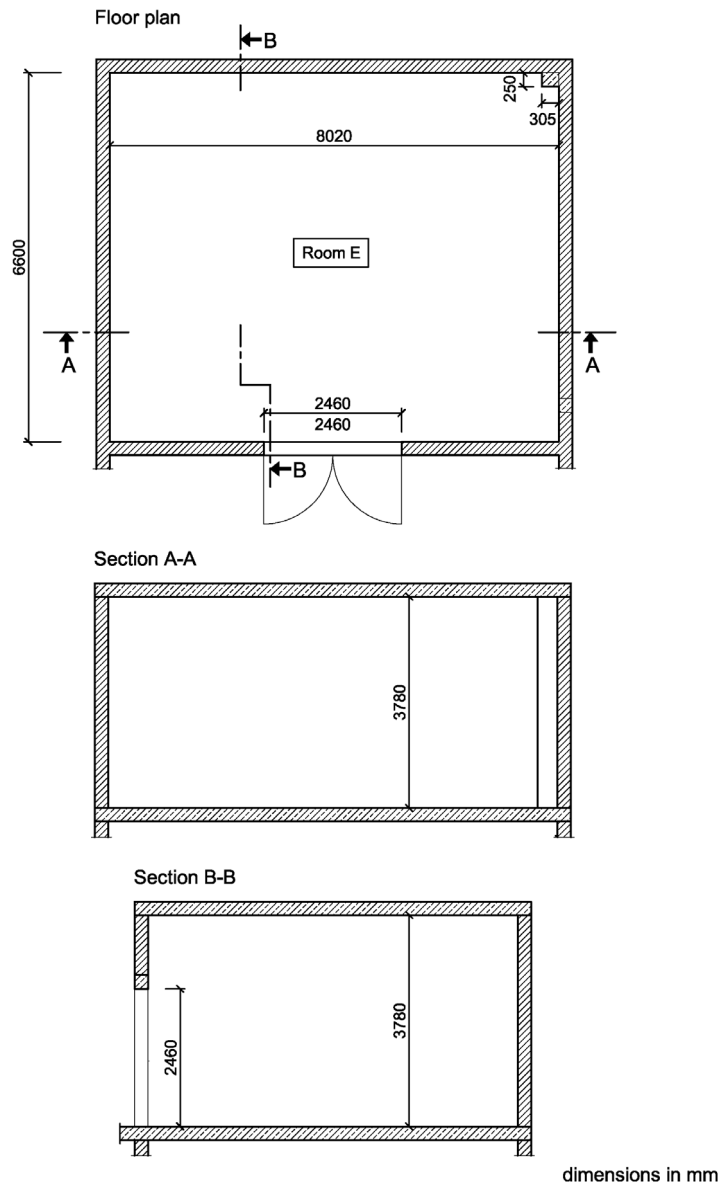


Figure C.1. Plan view and sections of the reverberation room.

2.2 Measurement of reverberation time

The determination of the impulse responses were carried out according to the indirect method. In all tests, a sinusoidal sweep with pink noise spectrum was used as test signal. In the reverberation room with and without test objects each 24 independent combinations of loudspeakers and microphones were measured. The reverberation time was evaluated according to DIN EN ISO 354 [1], using a linear regression for the calculation of the reverberation time T_{20} from the level of a backward integrated impulse response.

The determined reverberation times in the reverberation room with and without test object are indicated in table C.1.

Table C.1. Reverberation times without and with test objects.

| Frequency in Hz | Reverberation time T in s | | | | |
|--------------------|--------------------------------|--|---|--|--|
| | T_1 (without test object) | T_2 (with test object) | | | |
| | Appx. A, page 1 - 4 | Appx. A, page 1 G-100 flat (100 mm) | Appx. A, page 2, G-150 flat (150 mm) | Appx. A, page 3, pleated 100 % (100 mm) | Appx. A, page 4, pleated 100 % (150 mm) |
| 100 | 5.42 | 5.21 | 5.04 | 4.97 | 4.86 |
| 125 | 5.99 | 5.47 | 5.13 | 4.83 | 4.68 |
| 160 | 6.35 | 5.63 | 5.30 | 4.61 | 4.43 |
| 200 | 5.54 | 4.50 | 3.91 | 3.67 | 3.35 |
| 250 | 5.73 | 4.10 | 3.35 | 3.21 | 2.83 |
| 315 | 5.75 | 3.41 | 2.94 | 2.53 | 2.29 |
| 400 | 5.64 | 2.80 | 2.51 | 2.30 | 2.15 |
| 500 | 5.51 | 2.36 | 2.23 | 2.04 | 1.97 |
| 630 | 5.18 | 2.17 | 2.10 | 1.96 | 1.92 |
| 800 | 4.76 | 2.04 | 2.05 | 1.91 | 1.90 |
| 1000 | 4.82 | 2.00 | 2.17 | 1.97 | 1.89 |
| 1250 | 5.02 | 2.05 | 2.46 | 2.01 | 1.90 |
| 1600 | 5.05 | 2.29 | 2.33 | 1.90 | 1.91 |
| 2000 | 4.71 | 2.38 | 2.19 | 1.87 | 1.87 |
| 2500 | 4.17 | 2.09 | 2.16 | 1.82 | 1.80 |
| 3150 | 3.55 | 1.90 | 1.89 | 1.67 | 1.66 |
| 4000 | 2.89 | 1.73 | 1.70 | 1.50 | 1.50 |
| 5000 | 2.45 | 1.54 | 1.55 | 1.38 | 1.37 |

2.3 List of test equipment

The test equipment used is listed in Table C.2

Table C.2. List of test equipment.

| Name | Manufacturer | Type | Serial-No. |
|---|---------------------------------|--------------|--------------------------------|
| AD-/DA-converter | RME | Fireface 802 | 23811470 |
| Amplifier | APart | Champ 2 | 09050048 |
| Dodecahedron | Müller-BBM | DOD360A | 372828 |
| Dodecahedron | Müller-BBM | DOD360A | 372829 |
| Dodecahedron | Müller-BBM | DOD360A | 372830 |
| Dodecahedron | Müller-BBM | DOD360A | 372831 |
| Microphone | Microtech Gefell | M370 | 1355 |
| Microphone | Microtech Gefell | M370 | 1356 |
| Microphone | Microtech Gefell | M360 | 1786 |
| Microphone | Microtech Gefell | M360 | 1787 |
| Microphone | Microtech Gefell | M360 | 1788 |
| Microphone | Microtech Gefell | M360 | 1789 |
| Microphone power supply | MFA | IV80F | 330364 |
| Hygro-/Thermometer | Testo | Saveris H1E | 01554624 |
| Barometer | Lufft | Opus 10 | 030.0910.0003.9. 4.1.30 |
| Software for measurement and evaluation | Müller-BBM | Bau 4 | Version 1.11 |
| Measurement system airflow resistance | Müller-BBM | M89319-00 | 315003 |
| Software for measurement and evaluation of airflow resistance | Müller-BBM Acoustic Solution | m ars | Version 1.14.7256. 28813 |
| Thickness gauge | Hans Schmidt & Co GmbH | D-2000-C0913 | 2985 |
| Digital measuring slide | Mitutoyo | CD-15PPR | 07019377 |
| Electronic balance | Kern | KB1200-2N | W1402353 |